

GCG Sunday School - 21st January 2024

Lesson Outline



Lesson: The faithless demand for a king.
Passage: 1 Samuel 8
Big Idea: The Israelites wanted a human king, because they didn't want God to be their king.
Main Aim: See how not listening to God, when choosing what we want, is a really bad idea.

Please pray for the lesson preparation, that you and the children would be built up by God's word.

Unless you are at the Greenwich service, you will need to bring a **laptop/tablet** to play the videos and songs. If needed, Jonny can provide a **laptop and a Bluetooth speaker**. 😊

Additional resources: [GCG Sunday School Google Drive](#), [Mustard Seeds plan](#)

The Passage

Summary.

God kept his promise made to Abraham - the people were moved into the land!

But predictably, things soon take a turn for the worse.

1. The request for a king. v1-9 (Rejecting God and his voice.)
 - a. 1-3 The problem. (Bad leaders.)
 - b. 4-5 The proposal. (A king like the other nations!)
 - c. 6-9 The problem with the proposal. (They're rejecting God by asking this.)
2. The warning about 'their' king. v10-18
3. The determination to have a king. v19-22

For them then.

Deuteronomy 17:14-20 tells us that having a king isn't bad.

However, their motives (to be like the other nations), and their lack of listening were very bad. They'll get the king they've asked for, and see how terrible it is not to listen to God's warning.

For us now.

Not listening to God, saying "no" to his rule, is always a terrible idea.

It might be because we want to have other leaders (or other things) like everyone else.

Let's always listen to God and say "yes" to his rule, remembering it's the best.

The Age Ranges

Sailors: Ages 3-7

Officers: Ages 8-11

For CW (average age 4-5 years) and Greenwich (average age 6-7 years): Prepare the lesson for **all ages**. Then prepare your leaders to divide into separate **Sailor** and **Officer** groups for **Heart & Hands** teaching.

Eltham (Sailors average age: 4-5 years, Officers average age: 7-8 years):

Personalise **all material** for the Sailors or Officers.


The Rough Format - Repetition is key.

Get Going
3 min + song



Welcome
Quick Recap
Song

Main Teaching
~15 mins



The Big Idea
The Main Aim

Brain Break
~10 mins



Change of scene

Heart & Hands
~20 mins



Discussion
Activities

Land The Lesson
~10 mins



Recap
Memory Verse
Pray

Outline Idea



Get Going
Welcome, Prayer, Quick Recap & Song

Welcome the children

- This is a good time to connect with the children briefly.

You could ask them a simple question which will connect loosely with the theme.

- Sailors - Who do you listen to? (Teacher, parent, carer) Why?
What happens when we don't listen?
- Officers - Same.

Link: Today we'll see that not listening to God, saying "no" to his rule, is a really bad idea.

Prayer

- Let's listen carefully to what God has to say to us today.



Very Speedy Recap - Scroll of time


Last week's big idea: The Lord showed he could be trusted, he saved Rahab.

Link: In today's passage, people don't trust the Lord.

Song

Talk through the words and actions before singing, if needed.

- God's people in God's place: <https://www.youtube.com/watch?v=xivGAMCuvx4>



Main Teaching
Teaching the Big Idea & Main Aim.

Have a Bible open throughout for the children to see that we're teaching from God's word, and not from our heads. Try to get clearly and repeatedly to the Big Idea and Main Aim.

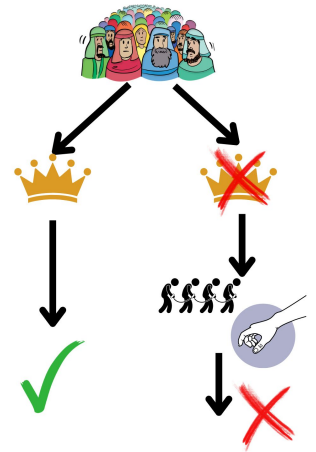
- Visual aid suggestion: Decision tree.

Lay out the images to make two tracks.

God as King -> Tick.

Human as King -> Really bad things.

The Israelites choose the bad track, and God lets them.



- Lesson Points

Intro: The people are in the land, God was their king and fought their battles.

1. But the Israelites said,
 - a. We don't want God as our King!
 - b. We want a human King!
 - c. We want to be like everyone else.
2. So God said:
 - a. "Ok, but..."
 - b. They have said "no" (rejected) me.
 - c. A human King will be really bad for so many reasons. v10-18.
3. But the Israelites said, (repeat point 1)
 - a. No! We don't want God as our King
 - b. We want a human king!
 - c. We want to be like everyone else!
4. God said. "Ok".

- Brief Application - Main aim expanded.

We can be like the Israelites and want good things, but for the wrong reasons.

We can remember that God gives people who say "no" to him, what they want.

We can be UNlike the Israelites, by remembering our good King Jesus, he knows best.

- Sailors

*Explain the passage, asking questions along the way. **Keep it clear.***

Repeat the Big Idea and the Main Aim.

*Use the **lesson points above** with the **teaching images**.*

Tell the story. Feel free to go as fun and interactive as you like!

Brief application - Main Aim expanded

- Officers

*Interactive talk through the text. **Keep it clear.***

Repeat the Big Idea and the Main Aim.

Maybe act it out, or have them draw something, or shout out the best thing they see in the passage, make a puppet show using paper and card, go for a walk outside.

*Use the **lesson points above**.*

Brief application - Main Aim expanded



Brain Break

A chance to rest the children's minds.

Game idea. Feel free to play something different!

- Sailors - [Copy the King](#)

One child goes out of the room while you choose another to be the king. The king and the rest of the children stand in a circle and copy the actions of the king without making it obvious who the king is.

- Officers - [Same.](#)

Link: The Israelites should have followed their King - God.
But they did not want a God-King, they wanted a person-king.



Heart and Hands

Think more about the Main Aim with: Discussion and Activities.

Discussion - What would it look like to believe the Main Aim?

Think through with the children what the Main Aim means for our lives.

- Talk through the Main Aim further.
 - Sailors - [The Bible is so good. It tells us exactly what we need to know.](#)
 - Officers - [The Bible is so good. It tells us exactly what we need to know.](#)

How can we be like the Israelites?

What can we remember that God is like from this passage?

What can we remember to be UNlike the Israelites?

Activities - Craft or worksheet

- Sailors - [Craft - This might need some pre-cutting before the lesson.](#)

Use the craft sheets provided, to cut, colour and stick.

A slip will slide through a sleeve with a window.

They can glue Samuel onto the right side of the window and the crowd to the left.

Help them to insert the slip into the sleeve from the right.

- Officers - [Worksheet](#)
- Extra games - In the GDrive.

If you finish craft early, you may want to play a game with the remaining time.



Land the lesson

Bring everything together with: Recap, Memory Verse and Prayer.

Scroll of time update

- Remind them of the Big Idea and Main Aim.



Memory verse

"Even if you have been banished to the most distant land under the heavens, from there the Lord your God will gather you and bring you back." Deuteronomy 30:4 (NIVUK)

[Ideas for learning the memory verse.](#) I will provide the verse on laminated paper with Blu Tack.

- Sailors - **Actions are available here. (Sent on Whatsapp for now)**
- Officers - If capable, they can come up with a rap/ spoken word for the verse. They can repeat and improve it each week.

Pray

Encourage the children to pray with you about the Big Idea and Main Aim.

They could **thank/praise God** for it or **ask for help** in believing it.

- Sailors

You could ask for hands up/ thumbs up for those who would like to pray.

You could suggest “Popcorn prayers” - really short prayers. Or “Arrow prayers” - We all shoot up like an arrow at the end. Or you could try the idea we use with Officers.

- Officers

You could pass an object, like a Bible, around the room. When a child receives the Bible, they can choose to pray in their head or aloud.

Sign out with Take Home Sheets

- While signing out with Rollcall, Take Home sheets will be provided to carers and parents about the children’s lesson.

Final notes

The following items will be printed for you and brought to the lesson:

- Main teaching pictures and materials.
- Activities: Sailors craft and Officers worksheets.
- Memory verse, laminated.
- Take Home Sheets.

Additional materials will be available:

- Craft materials.
- Pens, paper, glue, scissors.